


MUNICIPIO DE COQUIMATLAN, COL.
Sistema Integral de Contabilidad Gubernamental
ESTADO ANALITICO DEL EJERCICIO DEL PRESUPUESTO DE EGRESOS
 Clasificación Administrativa

DEL 1 DE MARZO AL 31 DE MARZO DE 2022

Análisis por: Clasificación Administrativa

Clave Presupuestaria	Descripción	Aprobado Mar-Mar	Ampliaciones / (Reducciones) Mar-Mar	Modificado Mar-Mar	DpC Mar- Mar	Devengado Mar-Mar	Pagado Mar-Mar	Subejercicio Mar-Mar
01	REGIDORES	265,808.88	-7,049.90	258,758.98	0.00	265,158.12	256,758.12	-6,399.14
01 01	REGIDORES	265,808.88	-7,049.90	258,758.98	0.00	265,158.12	256,758.12	-6,399.14
01 01 01	DESPACHO DE REGIDORES	265,808.88	-7,049.90	258,758.98	0.00	265,158.12	256,758.12	-6,399.14
02	PRESIDENCIA MUNICIPAL	259,712.17	-34,120.80	225,591.37	0.00	227,341.37	227,341.37	-1,750.00
02 01	PRESIDENCIA MUNICIPAL	259,712.17	-34,120.80	225,591.37	0.00	227,341.37	227,341.37	-1,750.00
02 01 01	DESPACHO DE PRESIDENCIA	128,719.58	-4,706.20	124,013.38	0.00	125,763.38	125,763.38	-1,750.00
02 01 02	SECRETARIA PARTICULAR	130,992.59	-29,414.60	101,577.99	0.00	101,577.99	101,577.99	0.00
03	SECRETARIA DEL H AYUNTAMIENTO	698,474.08	18,705.59	717,179.67	0.00	719,679.67	719,900.07	-2,500.00
03 01	SECRETARIA DEL H AYUNTAMIENTO	698,474.08	18,705.59	717,179.67	0.00	719,679.67	719,900.07	-2,500.00
03 01 01	DESPACHO DE SECRETARIA DEL H AYUNTAMIENTO	273,794.98	24,232.33	298,027.31	0.00	300,327.31	300,547.71	-2,300.00
03 01 02	DIRECCION DE ASUNTOS JURIDICOS	76,698.65	-26,175.50	50,523.15	0.00	50,523.15	50,523.15	0.00
03 01 03	DIRECCION DE COMUNICACION SOCIAL	52,496.27	1,562.86	54,059.13	0.00	54,059.13	54,059.13	0.00
03 01 04	DIRECCION DE CULTURA	50,262.96	16,102.05	66,365.01	0.00	66,365.01	66,365.01	0.00
03 01 05	DIRECCION DE DEPORTES	100,998.62	5,988.95	106,987.57	0.00	107,187.57	107,187.57	-200.00
03 01 08	JUNTA MUNICIPAL DE PUEBLO JUAREZ	109,022.60	14,594.90	123,617.50	0.00	123,617.50	123,617.50	0.00
03 01 09	COMISARIAS MUNICIPALES	35,200.00	-17,600.00	17,600.00	0.00	17,600.00	17,600.00	0.00
04	OFICIALIA MAYOR	1,664,584.68	-264,800.51	1,399,784.17	0.00	1,402,212.91	1,179,232.27	-2,428.74
04 01	OFICIALIA MAYOR	1,664,584.68	-264,800.51	1,399,784.17	0.00	1,402,212.91	1,179,232.27	-2,428.74
04 01 01	DESPACHO DE OFICIALIA MAYOR	920,326.52	-31,499.55	888,826.97	0.00	891,255.71	673,499.96	-2,428.74
04 01 03	DEPARTAMENTO DE RECURSOS HUMANOS	715,194.03	-232,826.76	482,367.27	0.00	482,367.27	477,142.38	0.00
04 01 05	DEPARTAMENTO DE INFORMATICA	29,064.13	-474.20	28,589.93	0.00	28,589.93	28,589.93	0.00
05	TESORERIA MUNICIPAL	532,129.51	-29,393.89	502,735.62	0.00	506,385.62	501,085.62	-3,650.00
05 01	TESORERIA MUNICIPAL	532,129.51	-29,393.89	502,735.62	0.00	506,385.62	501,085.62	-3,650.00
05 01 01	DESPACHO DE TESORERIA MUNICIPAL	433,787.33	-26,825.27	406,962.06	0.00	410,612.06	405,312.06	-3,650.00
05 01 02	DIRECCION DE INGRESOS	8,457.42	12,419.49	20,876.91	0.00	20,876.91	20,876.91	0.00
05 01 03	DIRECCION DE EGRESOS Y CONTABILIDAD	39,250.51	4,736.46	43,986.97	0.00	43,986.97	43,986.97	0.00
05 01 04	DIRECCION DE CATASTRO	50,634.25	-19,724.57	30,909.68	0.00	30,909.68	30,909.68	0.00
06	CONTRALOR MUNICIPAL	25,673.50	349.01	26,022.51	0.00	26,022.51	26,022.51	0.00
06 01	CONTRALOR MUNICIPAL	25,673.50	349.01	26,022.51	0.00	26,022.51	26,022.51	0.00
06 01 01	DESPACHO DEL CONTRALOR MUNICIPAL	25,673.50	349.01	26,022.51	0.00	26,022.51	26,022.51	0.00
07	DIRECCION DE OBRAS PUBLICAS, DESARROLLO URBANO Y ECOLOGIA	201,615.39	-38,298.35	163,317.04	0.00	163,517.04	163,633.05	-200.00
07 01	DIRECCION DE OBRAS PUBLICAS, DESARROLLO URBANO Y ECOLOGIA	201,615.39	-38,298.35	163,317.04	0.00	163,517.04	163,633.05	-200.00
07 01 01	DESPACHO DE LA DIRECCION DE OBRAS PUBLICAS, DESARROLLO URBANO Y ECOLOGIA	201,615.39	-38,298.35	163,317.04	0.00	163,517.04	163,633.05	-200.00
08	DIRECCION DE SERVICIOS PUBLICOS	1,300,969.21	-111,175.23	1,189,793.98	0.00	1,218,237.82	1,165,407.16	-
08 01	DIRECCION DE OBRAS PUBLICAS, DESARROLLO URBANO Y ECOLOGIA	201,615.39	-38,298.35	163,317.04	0.00	163,517.04	163,633.05	-200.00
08 01 01	DESPACHO DE LA DIRECCION DE OBRAS PUBLICAS, DESARROLLO URBANO Y ECOLOGIA	201,615.39	-38,298.35	163,317.04	0.00	163,517.04	163,633.05	-200.00
08	DIRECCION DE SERVICIOS PUBLICOS	1,300,969.21	-111,175.23	1,189,793.98	0.00	1,218,237.82	1,165,407.16	-




MUNICIPIO DE COQUIMATLAN, COL.
Sistema Integral de Contabilidad Gubernamental
ESTADO ANALITICO DEL EJERCICIO DEL PRESUPUESTO DE EGRESOS

Clasificación Administrativa

DEL 1 DE MARZO AL 31 DE MARZO DE 2022

Análisis por: Clasificación Administrativa

Clave UP-UR-UE	Presupuestaria	Descripción	Aprobado Mar-Mar	Ampliaciones / (Reducciones) Mar-Mar	Modificado Mar-Mar	Dpc Mar-Mar	Devengado Mar-Mar	Pagado Mar-Mar	Subejercicio Mar-Mar
08 01	DIRECCION DE SERVICIOS PUBLICOS		1,300,969.21	-111,175.23	1,189,793.98	0.00	1,218,237.82	1,165,407.16	-28,443.84
08 01 01	DESPACHO DE LA DIRECCION DE SERVICIOS PUBLICOS		1,243,151.34	-106,103.56	1,137,047.78	0.00	1,165,491.62	1,112,660.96	-28,443.84
08 01 03	DEPARTAMENTO DE PARQUES Y JARDINES		46,083.65	-3,980.68	42,102.97	0.00	42,102.97	42,102.97	0.00
08 01 06	DEPARTAMENTO DE PANTEON		11,734.22	-1,090.99	10,643.23	0.00	10,643.23	10,643.23	0.00
09	DIRECCION DE SEGURIDAD PUBLICA, TRANSITO Y VIALIDAD		1,170,336.65	30,330.53	1,200,667.18	0.00	1,200,667.18	1,517,048.66	0.00
09 01	DIRECCION DE SEGURIDAD PUBLICA, TRANSITO Y VIALIDAD		1,170,336.65	30,330.53	1,200,667.18	0.00	1,200,667.18	1,517,048.66	0.00
09 01 01	SEGURIDAD PUBLICA, TRANSITO Y VIALIDAD		1,170,336.65	30,330.53	1,200,667.18	0.00	1,200,667.18	1,517,048.66	0.00
10	DIRECCION DE DESARROLLO MUNICIPAL		167,468.55	-13,427.27	154,041.28	0.00	154,041.28	153,741.28	0.00
10 01	DIRECCION DE DESARROLLO MUNICIPAL		167,468.55	-13,427.27	154,041.28	0.00	154,041.28	153,741.28	0.00
10 01 01	DESPACHO DE LA DIRECCION DE DESARROLLO MUNICIPAL		64,011.33	-9,443.95	54,567.38	0.00	54,567.38	54,267.38	0.00
10 01 02	DEPARTAMENTO DE PLANEACION		91,724.24	-1,967.60	89,756.64	0.00	89,756.64	89,756.64	0.00
10 01 04	DEPARTAMENTO DE DESARROLLO RURAL		11,732.98	-2,015.72	9,717.26	0.00	9,717.26	9,717.26	0.00
11	ORGANISMOS PUBLICOS DESCENTRALIZADOS		583,333.33	80,944.67	664,278.00	0.00	664,278.00	664,278.00	0.00
11 01	ORGANISMOS PUBLICOS DESCENTRALIZADOS		583,333.33	80,944.67	664,278.00	0.00	664,278.00	664,278.00	0.00
11 01 01	DIF MUNICIPAL		583,333.33	80,944.67	664,278.00	0.00	664,278.00	664,278.00	0.00
12	OBRA PUBLICA E INVERSION		0.00	0.00	0.00	0.00	0.00	0.00	0.00
12 01	OBRA PUBLICA		0.00	0.00	0.00	0.00	0.00	0.00	0.00
12 01 01	OBRA PUBLICA		0.00	0.00	0.00	0.00	0.00	0.00	0.00
13	DEUDA PUBLICA		95,042.60	1,005.23	96,047.83	0.00	96,047.83	96,047.83	0.00
13 01	DEUDA PUBLICA		95,042.60	1,005.23	96,047.83	0.00	96,047.83	96,047.83	0.00
13 01 01	DEUDA PUBLICA		95,042.60	1,005.23	96,047.83	0.00	96,047.83	96,047.83	0.00
14	TRANSFERENCIAS, SUBSIDIOS Y AYUDAS		37,656.00	-16,056.00	21,600.00	0.00	21,600.00	21,600.00	0.00
14 03	AYUDAS		37,656.00	-16,056.00	21,600.00	0.00	21,600.00	21,600.00	0.00
14 03 01	AYUDAS SOCIALES A PERSONAS		37,656.00	-16,056.00	21,600.00	0.00	21,600.00	21,600.00	0.00
TOTAL DEL GASTO:			7,002,804.55	-382,986.92	6,619,817.63	0.00	6,665,189.35	6,692,095.94	-45,371.7




MUNICIPIO DE COQUIMATLAN, COL.
Sistema Integral de Contabilidad Gubernamental
ESTADO ANALITICO DEL EJERCICIO DEL PRESUPUESTO DE EGRESOS

Clasificación Administrativa

DEL 1 DE ENERO AL 31 DE MARZO DE 2022

Análisis por: Clasificación Administrativa

Clave Presupuestaria	Descripción	Aprobado Ene-Mar	Ampliaciones / (Reducciones) Ene-Mar	Modificado Ene-Mar	DpC. Ene-Mar	Devengado Ene-Mar	Pagado Ene-Mar	Subejercicio Ene-Mar
01	REGIDORES	787,826.64	-34,000.76	753,825.88	0.00	753,825.88	745,425.88	0.00
01 01	REGIDORES	787,826.64	-34,000.76	753,825.88	0.00	753,825.88	745,425.88	0.00
01 01 01	DESPACHO DE REGIDORES	787,826.64	-34,000.76	753,825.88	0.00	753,825.88	745,425.88	0.00
02	PRESIDENCIA MUNICIPAL	812,772.64	-213,983.68	598,788.96	0.00	598,788.96	598,788.96	0.00
02 01	PRESIDENCIA MUNICIPAL	812,772.64	-213,983.68	598,788.96	0.00	598,788.96	598,788.96	0.00
02 01 01	DESPACHO DE PRESIDENCIA	389,531.96	-58,728.49	330,803.47	0.00	330,803.47	330,803.47	0.00
02 01 02	SECRETARIA PARTICULAR	423,240.68	-155,255.19	267,985.49	0.00	267,985.49	267,985.49	0.00
03	SECRETARIA DEL H AYUNTAMIENTO	2,161,166.22	-120,624.08	2,040,542.14	0.00	2,040,542.14	2,035,186.14	0.00
03 01	SECRETARIA DEL H AYUNTAMIENTO	2,161,166.22	-120,624.08	2,040,542.14	0.00	2,040,542.14	2,035,186.14	0.00
03 01 01	DESPACHO DE SECRETARIA DEL H AYUNTAMIENTO	850,635.24	-1,766.04	848,869.20	0.00	848,869.20	843,513.20	0.00
03 01 02	DIRECCION DE ASUNTOS JURIDICOS	228,108.16	-77,823.72	150,284.44	0.00	150,284.44	150,284.44	0.00
03 01 03	DIRECCION DE COMUNICACION SOCIAL	162,646.25	-10,891.90	151,754.35	0.00	151,754.35	151,754.35	0.00
03 01 04	DIRECCION DE CULTURA	162,644.78	19,085.24	181,730.02	0.00	181,730.02	181,730.02	0.00
03 01 05	DIRECCION DE DEPORTES	299,423.01	9,413.44	308,836.45	0.00	308,836.45	308,836.45	0.00
03 01 08	JUNTA MUNICIPAL DE PUEBLO JUAREZ	352,108.78	-5,841.10	346,267.68	0.00	346,267.68	346,267.68	0.00
03 01 09	COMISARIAS MUNICIPALES	105,600.00	-52,800.00	52,800.00	0.00	52,800.00	52,800.00	0.00
04	OFICIALIA MAYOR	5,411,611.15	-1,777,398.26	3,634,212.89	0.00	3,634,212.89	3,196,221.41	0.00
04 01	OFICIALIA MAYOR	5,411,611.15	-1,777,398.26	3,634,212.89	0.00	3,634,212.89	3,196,221.41	0.00
04 01 01	DESPACHO DE OFICIALIA MAYOR	3,217,031.71	-1,126,889.54	2,090,142.17	0.00	2,090,142.17	1,863,504.68	0.00
04 01 03	DEPARTAMENTO DE RECURSOS HUMANOS	2,108,083.82	-648,413.20	1,459,670.62	0.00	1,459,670.62	1,248,316.63	0.00
04 01 05	DEPARTAMENTO DE INFORMATICA	86,495.62	-2,095.52	84,400.10	0.00	84,400.10	84,400.10	0.00
05	TESORERIA MUNICIPAL	1,595,756.41	-166,948.68	1,428,807.73	0.00	1,428,807.73	1,423,507.73	0.00
05 01	TESORERIA MUNICIPAL	1,595,756.41	-166,948.68	1,428,807.73	0.00	1,428,807.73	1,423,507.73	0.00
05 01 01	DESPACHO DE TESORERIA MUNICIPAL	1,286,637.80	-133,519.92	1,153,117.88	0.00	1,153,117.88	1,147,817.88	0.00
05 01 02	DIRECCION DE EGRESOS Y CONTABILIDAD	25,099.44	33,990.92	59,090.36	0.00	59,090.36	59,090.36	0.00
05 01 03	DIRECCION DE EGRESOS Y CONTABILIDAD	125,344.42	-2,853.22	122,491.20	0.00	122,491.20	122,491.20	0.00
05 01 04	DIRECCION DE CATASTRO	158,674.75	-64,566.46	94,108.29	0.00	94,108.29	94,108.29	0.00
06	CONTRALOR MUNICIPAL	76,292.00	957.26	77,249.26	0.00	77,249.26	77,249.26	0.00
06 01	CONTRALOR MUNICIPAL	76,292.00	957.26	77,249.26	0.00	77,249.26	77,249.26	0.00
06 01 01	DESPACHO DEL CONTRALOR MUNICIPAL	76,292.00	957.26	77,249.26	0.00	77,249.26	77,249.26	0.00
07	DIRECCION DE OBRAS PUBLICAS, DESARROLLO URBANO Y ECOLOGIA	640,740.47	-102,279.51	538,460.96	0.00	538,460.96	538,260.96	0.00
07 01	DIRECCION DE OBRAS PUBLICAS, DESARROLLO URBANO Y ECOLOGIA	640,740.47	-102,279.51	538,460.96	0.00	538,460.96	538,260.96	0.00
07 01 01	DESPACHO DE LA DIRECCION DE OBRAS PUBLICAS, DESARROLLO URBANO Y ECOLOGIA	640,740.47	-102,279.51	538,460.96	0.00	538,460.96	538,260.96	0.00
08	DIRECCION DE SERVICIOS PUBLICOS	3,789,240.04	-239,820.59	3,549,419.45	0.00	3,549,419.45	3,386,748.83	0.00



MUNICIPIO DE COQUIMATLAN, COL.
Sistema Integral de Contabilidad Gubernamental
ESTADO ANALITICO DEL EJERCICIO DEL PRESUPUESTO DE EGRESOS
 Clasificación Administrativa

DEL 1 DE ENERO AL 31 DE MARZO DE 2022

Análisis por: Clasificación Administrativa

Clave Presupuestaria	Descripción	Up-UR-UE	Aprobado Ene-Mar	Ampliaciones / (Reducciones) Ene-Mar	Modificado Ene-Mar	DpC Ene-Mar	Devengado Ene-Mar	Pagado Ene-Mar	Subejercicio Ene-Mar
08 01	DIRECCION DE SERVICIOS PUBLICOS		3,789,240.04	-239,820.59	3,549,419.45	0.00	3,549,419.45	3,386,748.83	0.00
08 01 01	DESPACHO DE LA DIRECCION DE SERVICIOS PUBLICOS		3,606,572.88	-221,788.63	3,384,784.25	0.00	3,384,784.25	3,222,113.63	0.00
08 01 03	DEPARTAMENTO DE PARQUES Y JARDINES		147,778.00	-14,729.16	133,048.84	0.00	133,048.84	133,048.84	0.00
08 01 06	DEPARTAMENTO DE PANTEON		34,889.16	-3,302.80	31,586.36	0.00	31,586.36	31,586.36	0.00
09	DIRECCION DE SEGURIDAD PUBLICA, TRANSITO Y VIALIDAD		3,291,004.79	635,773.44	3,926,778.23	0.00	3,926,778.23	3,873,945.43	0.00
09 01	DIRECCION DE SEGURIDAD PUBLICA, TRANSITO Y VIALIDAD		3,291,004.79	635,773.44	3,926,778.23	0.00	3,926,778.23	3,873,945.43	0.00
09 01 01	SEGURIDAD PUBLICA, TRANSITO Y VIALIDAD		533,073.80	-67,415.16	465,658.64	0.00	465,658.64	465,358.64	0.00
10	DIRECCION DE DESARROLLO MUNICIPAL		533,073.80	-67,415.16	465,658.64	0.00	465,658.64	465,358.64	0.00
10 01	DIRECCION DE DESARROLLO MUNICIPAL		207,353.74	-40,880.24	166,473.50	0.00	166,473.50	166,173.50	0.00
10 01 01	DESPACHO DE LA DIRECCION DE DESARROLLO MUNICIPAL		290,834.58	-20,487.76	270,346.82	0.00	270,346.82	270,346.82	0.00
10 01 02	DEPARTAMENTO DE PLANEACION		34,885.48	-6,047.16	28,838.32	0.00	28,838.32	28,838.32	0.00
10 01 04	DEPARTAMENTO DE DESARROLLO RURAL		1,749,999.99	242,834.01	1,992,834.00	0.00	1,992,834.00	1,992,834.00	0.00
11	ORGANISMOS PUBLICOS DESCENTRALIZADOS		1,749,999.99	242,834.01	1,992,834.00	0.00	1,992,834.00	1,992,834.00	0.00
11 01	ORGANISMOS PUBLICOS DESCENTRALIZADOS		1,749,999.99	242,834.01	1,992,834.00	0.00	1,992,834.00	1,992,834.00	0.00
11 01 01	DIF MUNICIPAL		17,446,925.22	-	0.00	0.00	0.00	0.00	0.00
12	OBRA PUBLICA E INVERSION		17,446,925.22	-17,446,925.22	0.00	0.00	0.00	0.00	0.00
12 01	OBRA PUBLICA		17,446,925.22	-17,446,925.22	0.00	0.00	0.00	0.00	0.00
12 01 01	OBRA PUBLICA		356,761.67	7,758.12	364,519.79	67,264.80	297,254.99	297,254.99	67,264.80
13	DEUDA PUBLICA		356,761.67	7,758.12	364,519.79	67,264.80	297,254.99	297,254.99	67,264.80
13 01	DEUDA PUBLICA		356,761.67	7,758.12	364,519.79	67,264.80	297,254.99	297,254.99	67,264.80
13 01 01	DEUDA PUBLICA		92,596.00	-33,696.00	58,900.00	0.00	58,900.00	58,900.00	0.00
14	TRANSFERENCIAS, SUBSIDIOS Y AYUDAS		92,596.00	-33,696.00	58,900.00	0.00	58,900.00	58,900.00	0.00
14 03	AYUDAS		92,596.00	-33,696.00	58,900.00	0.00	58,900.00	58,900.00	0.00
14 03 01	AYUDAS SOCIALES A PERSONAS		92,596.00	-33,696.00	58,900.00	0.00	58,900.00	58,900.00	0.00

TOTAL DEL GASTO: 38,745,767.04 -19,315,769.1 19,429,997.93 67,264.80 19,362,733.13 18,689,682.23 67,264.80